


Challenge waasland 2013
 Challenge waasland 2013

Standings for Tasks 1 thru 7

Saturday

Rank	Pilot	From	Total Score	Task 1	2	3	4	5	6	7
				XDI	HWZ	JDG	3DT	FIN	WSD	FON
1	5 HERDEWIJN, Luc	BEL	5914	1000	1000	630	784	1000	1000	500
2	3 DELEERSNIJDER, Tom	BEL	3898	250	375	1000	250	871	902	250
3	6 SPILDOOREN, David	BEL	3870	125	625	375	1000	375	375	995
4	4 HAARHUIS, Sanne	NED	3704	500	704	125	500	625	250	1000
5	2 DE COCK, Philippe	BEL	3532	285	500	500	125	250	989	883
6	1 BAAN, Rik	NED	2660	785	125	-250	625	500	500	375
7	8 TIMMERS, Jan	BEL	2650	375	900	625	375	125	125	125
8	9 VANDE VELDE, Moniek	BEL	2347	625	-750	803	744	675	625	-375
Checksums:				1	2	3	4	5	6	7
				8480	4266	1877	3241	0438	0059	2986

Title Event: Challenge waasland 2013
 Event Name: Challenge waasland 2013


These Results are: OFFICIAL
 signature 

Task #: 1 Maximum Distance R15.17 Flight # 1 Task Date: Saturday, 10/12/13 AM

Rank	Pilot	From	Result	Score	Penalty	Rule	Type	Reason
1	5 HERDEWIJN, Luc	BEL	24103.00	1000				
2	1 BAAN, Rik	NED	18387.00	785				
3	9 VANDE VELDE, Moniek	BEL	14113.00	625				
4	4 HAARHUIS, Sanne	NED	11980.00	500				
5	8 TIMMERS, Jan	BEL	11845.00	375				
6	2 DE COCK, Phillippe	BEL	15700.00	285	250 pts	R7.5	C	Flight in Red PZ #11
					150 pts	R7.5	C	Flight in Red PZ #8
7	3 DELEERSNIJDER, Tom	BEL	7065.00	250				
8	6 SPILDOOREN, David	BEL	6829.00	125				

P = 8 M = 4 W = 24103.00 A = 8 RM = 14113.00 SM = 625

*Penalty Type: C = Competition T = Task


Version: 

Checksum = 8480

Printed: 12/10/2013

20:52:53

Title Event: Challenge waasland 2013
 Event Name: Challenge waasland 2013

These Results are: OFFICIAL
 signature 

Rank	Pilot	From	Result	Score	Penalty	Rule	Type	Reason
1	5 HERDEWIJN, Luc	BEL	11.90	1000				
2	8 TIMMERS, Jan	BEL	13.69	900				
3	4 HAARHUIS, Sanne	NED	17.17	704				
4	6 SPILDOOREN, David	BEL	18.58	625				
5	2 DE COCK, Philippe	BEL	137.00	500				
6	3 DELEERSNIJDER, Tom	BEL	271.00	375				
7	1 BAAN, Rik	NED	682.00	125				
8	9 VANDE VELDE, Moniek	BEL	310.00	-750	1000 pts	R7.5	C	Flight in Blue PZ

Task #: 2 Hesitation Waltz R15.3 Flight # 1 Task Date: Saturday, 10/12/13 AM

P = 8 M = 4 W = 11.90 A = 8 RM = 18.58 SM = 625 Version: 01 Checksum = 4266

*Penalty Type: C = Competition T = Task


Title Event: Challenge waasland 2013
 Event Name: Challenge waasland 2013

These Results are: OFFICIAL
 signature

Task #: 3 Judge Declared Goal R15.2 Flight # 1 Task Date: Saturday, 10/12/13 AM

Rank	Pilot	From	Result	Score	Penalty	Rule	Type	Reason
1	3 DELEERSNIJDER, Tom	BEL	185.00	1000				
2	9 VANDE VELDE, Moniek	BEL	373.00	803				
3	5 HERDEWIJN, Luc	BEL	537.00	630				
4	8 TIMMERS, Jan	BEL	542.00	625				
5	2 DE COCK, Philippe	BEL	778.00	500				
6	6 SPIILDOOREN, David	BEL	831.00	375				
7	4 HAARHUIS, Sanne	NED	954.00	125				
8	1 BAAN, Rik	NED	914.00	-250	500 pts	R7.5	C	Flight in Blue PZ


Title Event: Challenge waasland 2013
 Event Name: Challenge waasland 2013

These Results are: OFFICIAL
 signature 

Task #	Pilot	3D Shape Task R15.20	Flight # 1	From	Result	Score	Penalty	Rule	Type	Reason
1	6 SPILDOOREN, David		11014.00	BEL	11014.00	1000				
2	5 HERDEWIJN, Luc		8237.00	BEL	8237.00	784				
3	9 VANDE VELDE, Moniek		7724.00	BEL	7724.00	744				
4	1 BAAN, Rik		6199.00	NED	6199.00	625				
5	4 HAARHUIS, Sanne		5014.00	NED	5014.00	500				
6	8 TIMMERS, Jan		3961.00	BEL	3961.00	375				
7	3 DELEERSNIJDER, Tom		160.00	BEL	160.00	250				
8	2 DE COCK, Phillippe		0.00	BEL	0.00	125				

Task Date: Saturday, 10/12/13 AM

Title Event: Challenge waasland 2013
 Event Name: Challenge waasland 2013

These Results are: OFFICIAL
 signature 

Task #: 5 Fly In R15.4 Flight # 2 Task Date: Saturday, 10/12/13 PM

Rank	Pilot	From	Result	Score	Penalty	Rule	Type	Reason
1	5 HERDEWIJN, Luc	BEL	203.00	1000				
2	3 DELEERSNIJDER, Tom	BEL	310.00	871				
3	9 VANDE VELDE, Moniek	BEL	473.00	675				
4	4 HAARHUIS, Sanne	NED	515.00	625				
5	1 BAAN, Rik	NED	584.00	500				
6	6 SPILDOOREN, David	BEL	770.00	375				
7	2 DE COCK, Phillippe	BEL	943.00	250				
8	8 TIMMERS, Jan	BEL	NO RESULT	125				loggerhandling

Title Event: Challenge waasland 2013
 Event Name: Challenge waasland 2013

These Results are: OFFICIAL
 signature _____

Task #: 6 Watership Down R15.7

Task Date: Saturday, 10/12/13 PM

Rank	Pilot	From	Result	Score	Penalty	Rule	Type	Reason
1	5 HERDEWIJN, Luc	BEL	19.87	1000				
2	2 DE COCK, Philippe	BEL	29.70	989				
3	3 DELEERSNIJDER, Tom	BEL	110.00	902				
4	9 VANDE VELDE, Moniek	BEL	366.00	625				
5	1 BAAN, Rik	NED	947.00	500				
6	6 SPILDOOREN, David	BEL	1057.00	375				
7	4 HAARHUIS, Sanne	NED	1214.00	250				
8	8 TIMMERS, Jan	BEL	NO RESULT	125				Loggerhandling

P = 8 M = 4 W = 19.87 A = 7 RM = 366.00 SM = 625

Version: 01

Checksum = 0059

*Penalty Type: C = Competition T = Task

Printed: 12/10/2013

Title Event: Challenge waasland 2013
 Event Name: Challenge waasland 2013

These Results are: OFFICIAL
 signature

Task #: 7 Fly On RI5.5 Flight # 2 Task Date: ~~Saturday~~, 10/12/13 PM

Rank	Pilot	From	Result	Score	Penalty	Rule	Type	Reason
1	4 HAARHUIS, Sanne	NED	87.00	1000				
2	6 SPIILDOOREN, David	BEL	95.00	995				
3	2 DE COCK, Philippe	BEL	257.00	883				
4	5 HERDEWIJN, Luc	BEL	880.00	500				
5	1 BAAN, Rik	NED	883.00	375				
6	3 DELEERSNIJDER, Tom	BEL	1217.00	250				
7	8 TIMMERS, Jan	BEL	NO RESULT	125				Loggerhandling
8	9 VANDE VELDE, Moniek	BEL	633.00	-375	1000 pts	R7.5	C	PZ.02

P = 8 M = 4 W = 87.00 A = 7 RM = 633.00 SM = 625 Version: 01 Checksum = 2986

*Penalty Type: C = Competition T = Task